





CARACTERÍSTICAS TÉCNICAS

CARACTERÍSTICAS TÉCNICAS

ESTRUCTURA:

Metálica

ALMOHADONES ASIENTOS:

Base de poliuretano Super Sof 32 Kg + Viscoelástica.

ALMOHADONES RESPALDOS:

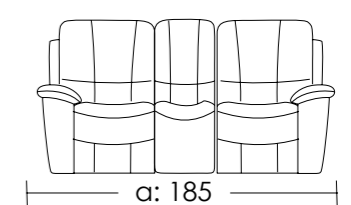
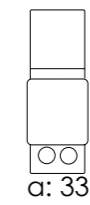
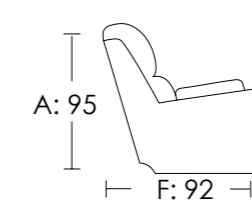
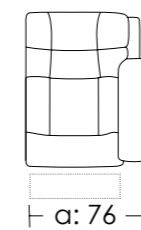
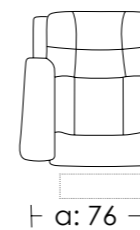
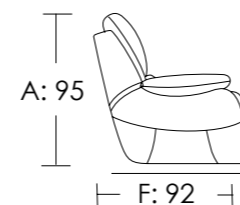
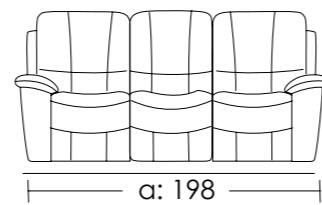
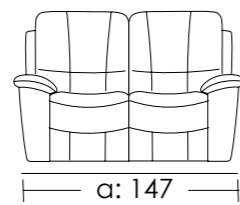
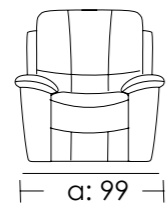
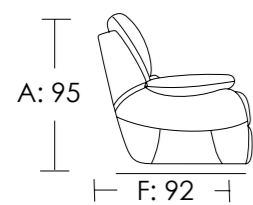
100 % Fibra Hueca Siliconada.

TAPIZADO:

MOSLY.

MECANISMOS RELAX:

Metálicos de *Leggett & Platt*.



Medidas en cm. A = alto; a = ancho; F = fondo